



## Children Action Research Project

Through our Research Project (**Revitalizing safety nets for the children**) outreach activities carried out on Gorakhpur railway station from April 2015 till Feb 2019. We reintegrated 524 children with their families who came to railway platform due to various reasons and out of these 114 children were trafficked from their homes. Research based our project carried out and lasted for almost 4 years. Some of the astounding findings found in the report are discussed below.

For trend analysis we divided our activities in six reporting periods as discussed below:

**P1- April 2015 to January 2016**

**P2- February 2016 to July 2016**

**P3- August 2016 to March 2017**

**P4- April 2017 to September 2017**

**P5-October 2017- March 2018**

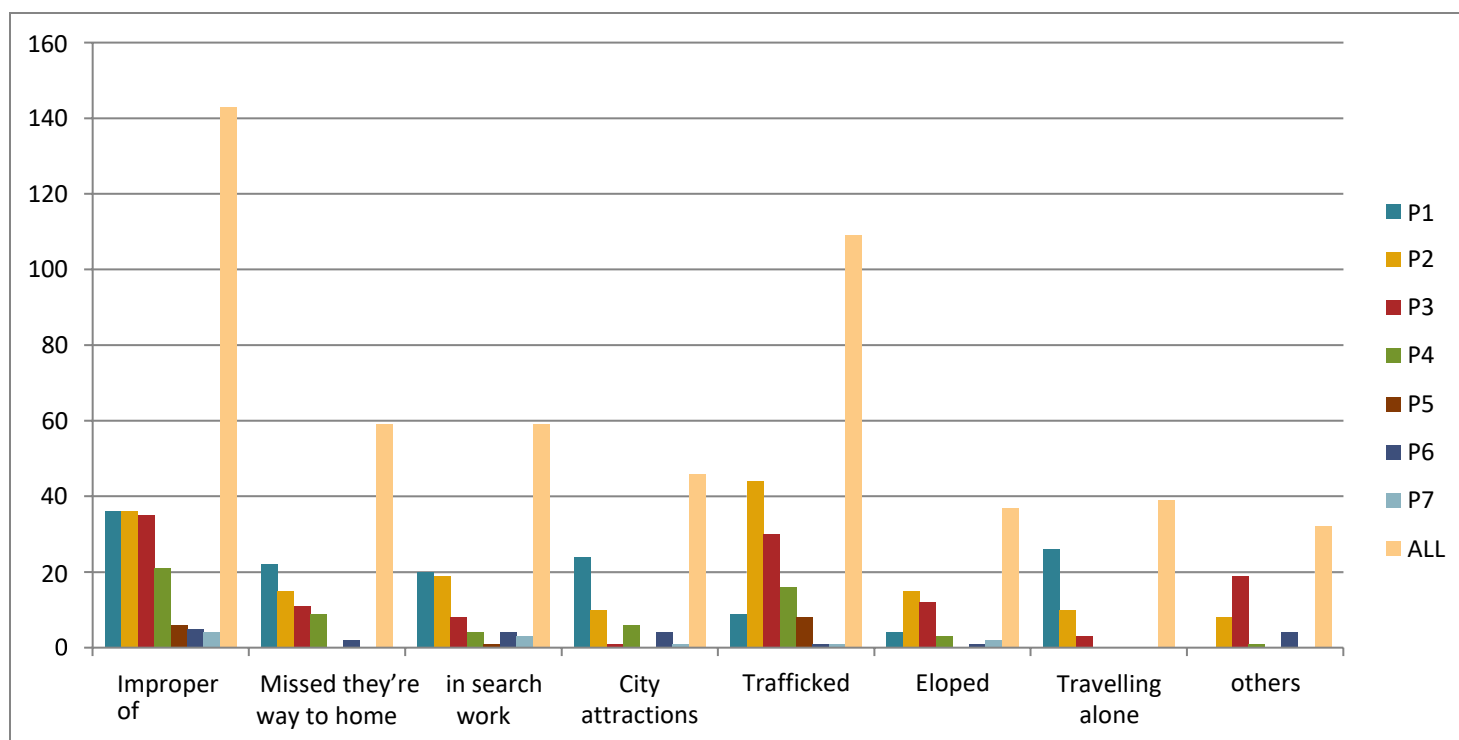
**P6- April 2018 to September2018**

**P7 –October 2018 to February 2019**

The different periods showing different data based on our research-based activities these data comprise their Reasons (Why children escape away from their home), No. of children in each period belongs to different states and city. So different state and city wise analysis pointing us towards the Focus areas.



## 1.1 Reasons of children Running away from their home analyzed in different Periods (April 2015 to February 2019): -



. Reasons for running away of children – Improper parenting – 141, Missed their way to home-59, In search of work – 59, city attractions- 42, trafficked -114, eloped -37, travelling alone- 38, others (boring education etc.)-34.

- **The above tablogram** shows the reasons of children escaping away from their homes in different periods. More than 140 children escaping away from home due to improper parenting in all periods. Improper parenting is the main reason for children in all periods to escape from their home.
- Second main reason identified in all periods is trafficking (children trafficked by kinsman, contractor, Unknown and known person).
- The children belong not to wealthy well off families so the third reason was in search of Work.

The no. of children missed their way home was same as the no. of children come in search of work for their livelihood and support their families due to having not Stable financial Background.

## 2. Location details of Runway children:

### 2.1 Location Details of Runway Children for Different Periods:



Locations	No. of Children - P1	No. of Children - P2	No. of Children- P3	No. of Children- P4	No. of Children- P5	No. of Children P6	No. Of children P7	Total No. Of Children
Bihar	40	54	56	18	11	6	5	190
Maharajganj	16	17	4	2	0	1	1	41
Deoria	15	5	6	8	0	2	0	36
Gorakhpur	23	15	23	8	0	7	3	79
Kushinagar	7	35	7	6	0	0	0	55
Santkabinagar	0	5	4	4	0	1	0	14
Siddharthnagar	8	7	5	2	0	1	0	23
Basti	4	0	1	0	0	1	1	7
Behraich	3	1	0	0	0	0	1	5
Other dist. UP	21	10	8	9	0	2	0	50
other State	1	6	3	2	4	0	0	16
Nepal	3	2	2	1	0	0	0	8
<b>Total</b>	<b>141</b>	<b>157</b>	<b>119</b>	<b>60</b>	<b>15</b>	<b>21</b>	<b>11</b>	<b>524</b>

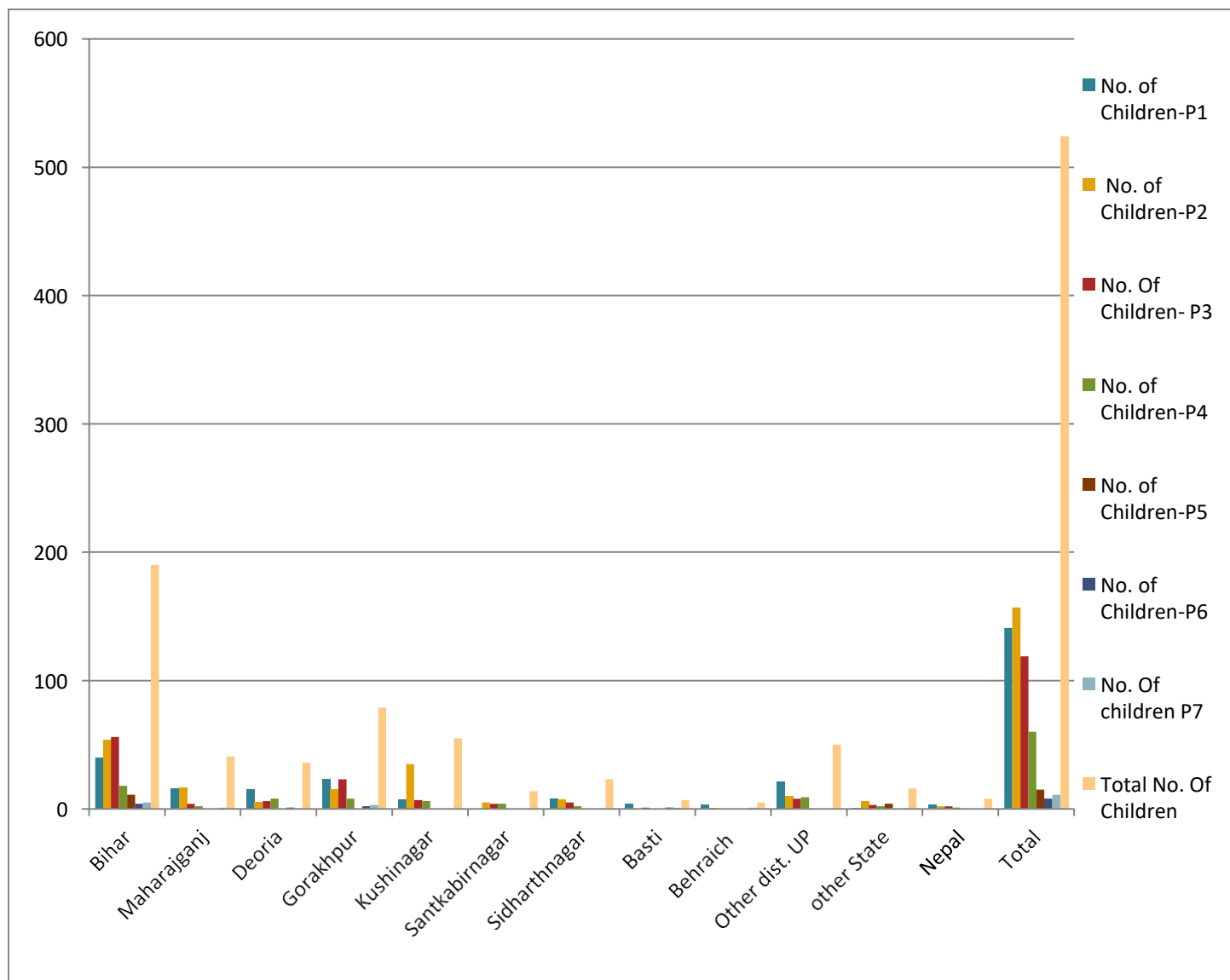
The table shows different children in all periods from different states and cities of Up and Bihar. In all the periods, findings of children from Bihar districts are on average High. The above data shows that

- A total of 190 children, the highest in no. from all periods belong from Bihar among 524 children.
- A total sum of 79 children (second highest) found resides in Gorakhpur.
- Total Sum of 55 Children (Third Highest) found resides in Kushinagar.
- 50 children belong from the other districts of U.P.
- 8 no. of children from Nepal.
- 16 No. of children from other states of India.
- More than 260 children were trafficked from Bihar bordering districts of U.P.

The above data shows the no. of children from different period from all the Districts of U.P and Bihar. The data also shows the children from Nepal and other states of India.



## 2.2 Children From Different Locations including U.P, Bihar, other states of India and Nepal (From April 2015 to February 2019):

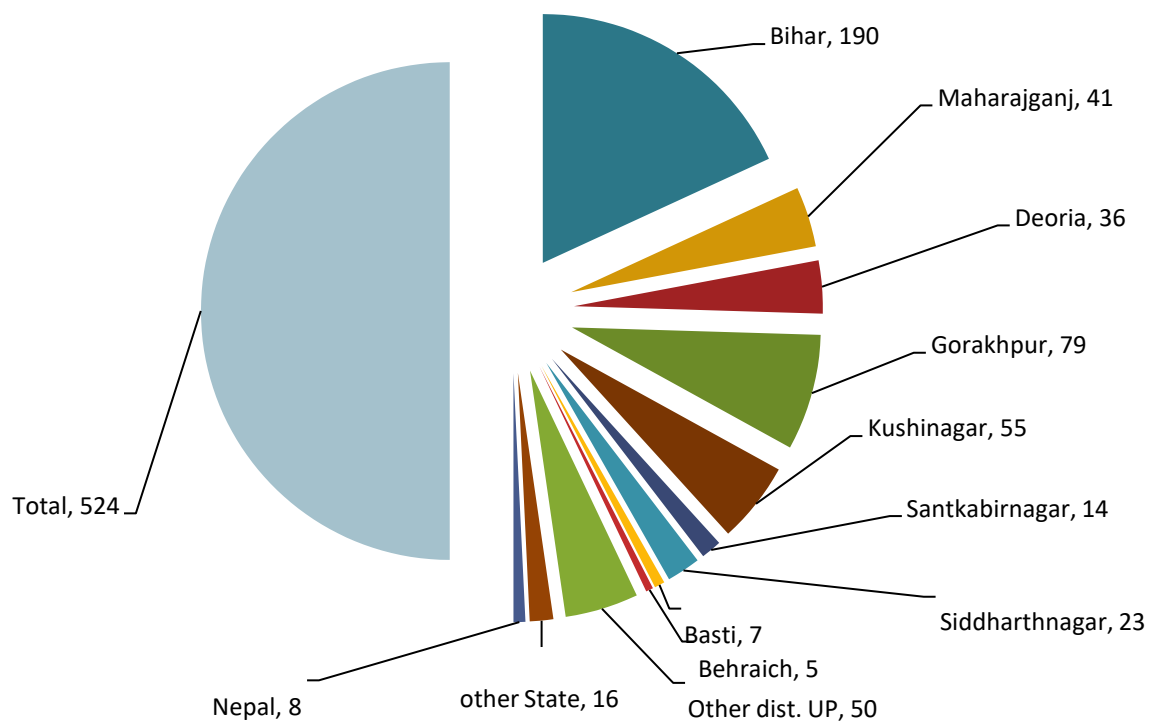


The proposed bar graphs have various findings:

- In all periods total no. of children found from Bihar Districts have highest in no.
- In all periods total no. of children found from Gorakhpur Districts have second highest in no.
- In all the periods No. of children found in Period-2 (157) is high.
- In all the periods No. of children found in Period-1 (141) is second highest.
- In all the periods No. of children found in Period-3 (119) is third highest.
- In all the periods the no. of children found in Period-4 (60) is Fourth High.
- In all the periods the no. of children found in Period-6 (21) is fifth high.
- In all the periods the no. of children found in Period-5(15) is sixth highest.
- In all the periods the No. of children found in period 7(11) is seventh highest.



**2.3 Total no. of children found in all periods (From April 2015 to February 2019) across different districts of Uttar Pradesh, States and Neighborhood country like (Nepal):**





The above Pie chart shows the no. of children founds in all periods (From April 2015 to February 2019).

- A total sum of 524 children were found in all periods.
- 190 children were found to belong to Bihar districts.
- 79 children found belonging to Gorakhpur.
- 55 children were found to belong to Kushinagar.
- 41 children found belongs to Maharajganj.
- 50 children found belongs to other districts of U.P.
- 36 children found belongs to Deoria districts.
- 23 children found belongs to Siddharthnagar district.
- 14 children found belongs to Santkabirnagar.
- 7 children found belongs to Basti.
- 5 children from found belongs to Behraich.
- 16 children found belongings in other states.
- 8 children found belongs to Nepal.

### **Special report on the statistics of Girl children contacted through our project.**

- 78.5% of these runaway girl children have gone to school.
- 30 % of girls are from Gorakhpur.62 % of girl children are from Gorakhpur and surrounding districts.9% of these runaway girl children are from different parts of Uttar Pradesh.
- 19% are from bordering Districts of Bihar. 9% are from other states of country and 1% are from Nepal.
- 74% of the runaway girl children are due to parental battering and eloped with boy.
- 40% girls are of eloped category and are aged between 12 to 17 years.
- Maximum number of 13 girls eloped in the age of 16 years out of total 37.
- Trafficked girl children are aged between 12 to 17 years.

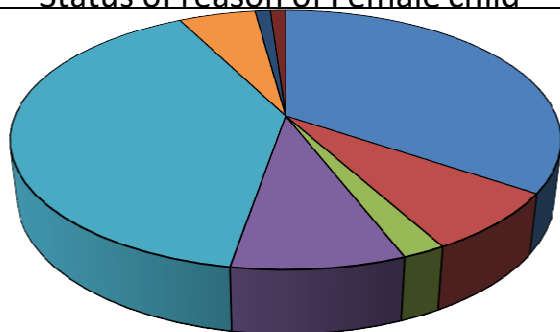
Through our Project outreach activities on Gorakhpur railway station in the two phases of project” ***Revitalizing Safety Nets of Children dwelling on Railway Platforms of Gorakhpur Junction through Research based evidence and action***” from April 2015 to March 2020, we contacted 93 girl children who ran away or even trafficked from their homes due to various reasons.

#### **Reason wise Analysis**

As per the reasons given by these children at the time of first contact, out of 93 there are 37 girl children who eloped from homes, 32 ran from homes due to parental/caretaker’s improper parenting (battering, scolding etc. including 1 child father’s sexual abuse), 8 girl children were trafficked by strangers, 7 girl children missed their way home and 5 were travelling alone.



### Status of reason of Female child



- Improper parenting (34%)
- Missed their way to home (8%)
- In search of work (2%)
- Trafficked (09%)
- Eloped (40%)
- Travelling alone (5%)
- Others (For treatment) (1%)
- City Attraction (1%)

Reason wise Percentage	Number
Improper parenting (34%)	32
Missed their way to home (8%)	7
In search of work (2%)	2
Trafficked (09%)	8
Eloped (40%)	37
Travelling alone (5%)	5
Others (For treatment) (1%)	1
City Attraction (1%)	1
<b>Total</b>	<b>93</b>

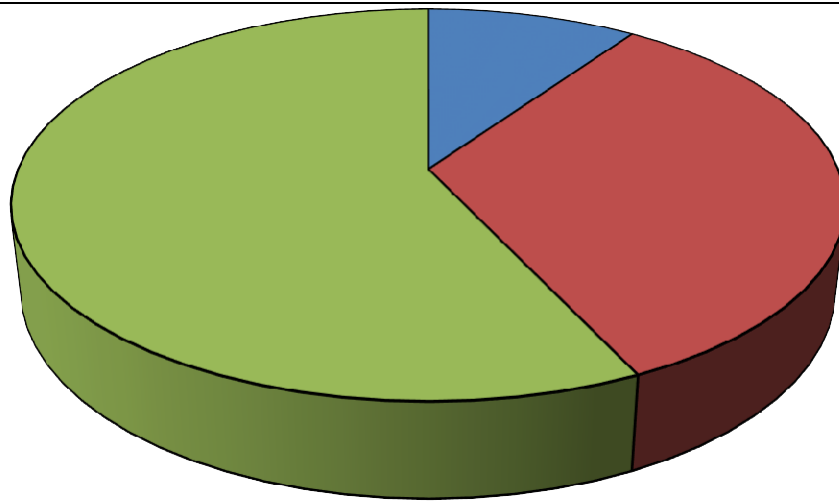


The above charts illustrate that maximum number of girl children ran away from homes due to eloped or Improper parenting (parental battering) reason.

### Age wise Analysis

Only 9 girls are from 6 to 10 years, 31 girls are between 11 to 14 years and maximum no. of 53 girls are between 15 to 17 years.

**Age Wise status of Female children**



Age	Number
6 to 10 years (10 %)	9
11 to 14 Years (33%)	31
15 to 17 Years (57 %)	53

■ 6 to 10 years (10 %) ■ 11 to 14 Years (33%) ■ 15 to 17 Years (57)

It is also observed that the eloped girl children are commonly aged between 14-17 years with maximum at 16 years of age.

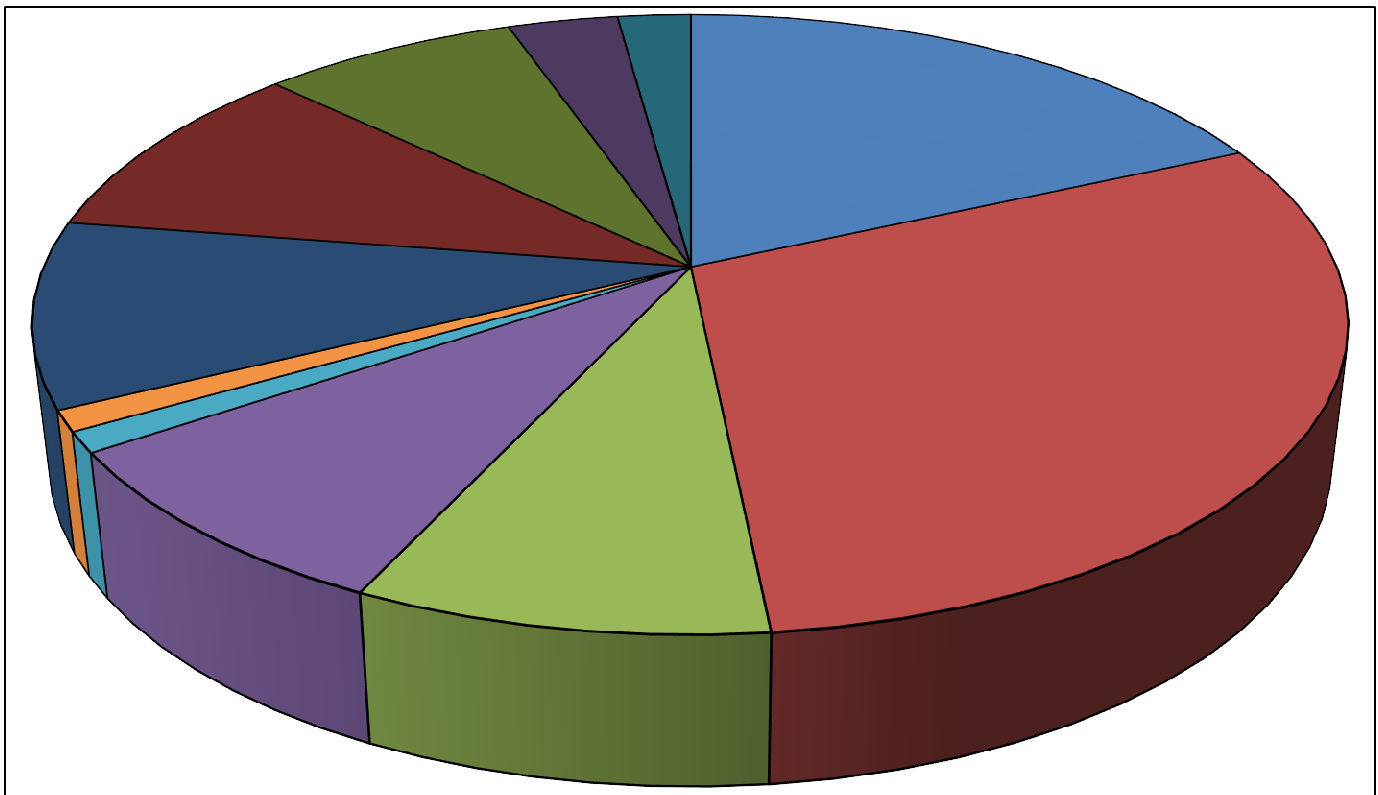
### Location Wise Analysis

There is total 17 children arrived on the platforms from the bordering districts of Bihar, 28 are from Gorakhpur (30% -Highest), 1 is from Nepal and Basti each, 2 are from Siddharthnagar, 8 are from other dist. of U.P. and 8 are from other states. 7, 9, 9 girl children are from surrounding districts of Gorakhpur – Maharajganj, Deoria and Kushinagar respectively. The highest number of girls are from Gorakhpur, the biggest reason of coming from their home is to get eloped and in eloped category also maximum is from Gorakhpur. The second most important reason is improper parenting.



Location	Number
Bihar (19 %)	17
Gorakhpur (30 %)	28
Other Dist. Of U.P. (9 %)	8
Other States (9 %)	8
Nepal (1%)	1
Basti (1%)	1
Deoria (10%)	9
Kushinagar (10%)	9
Maharajganj (7%)	7
Santkabinagar (3%)	3
Siddharthnagar (1%)	2
<b>Total</b>	<b>93</b>

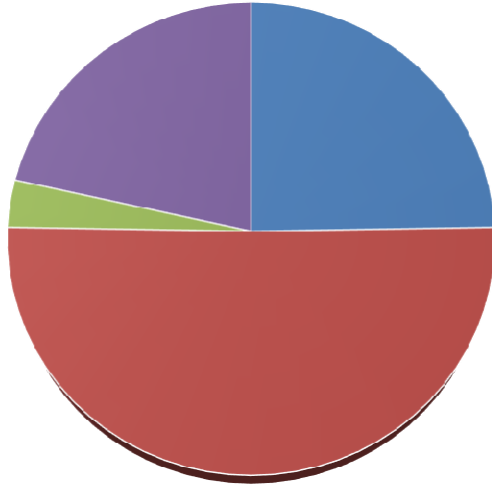
Location status of Female children



- Bihar (19 %)
- Gorakhpur (30
- Other Dist. Of U.P. (9
- Other States (9 %)
- Nepal (1%)
- %)Basti (1%)
- %)Deoria (10%)
- Kushinagar (10%)
- Maharajganj (7%)
- Santkabinagar (3%)
- Siddharthnagar (1%)

### Education wise Analysis

**Education Status of Female Child**



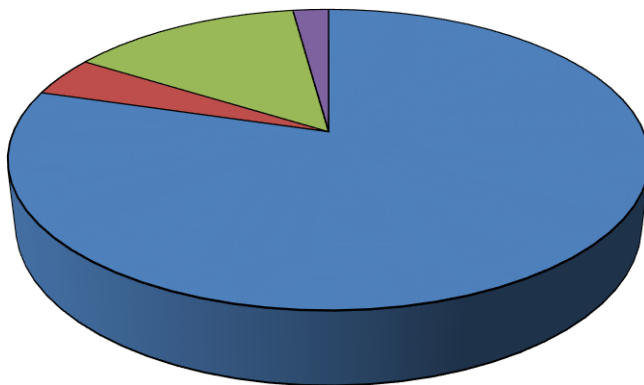
- Up to 5th class (26%)
- From 5th to 10th class (50%)
- Above 10th class (4%)
- illiterate

Education status	Number
Up to 5th class (26%)	24
From 5th to 10th class (50%)	46
Above 10th class (4%)	3
illiterate (21%)	20

As per the records, it is noted that only 20 of the total Ninety-three girl children are illiterate and the rest are studying and school going children, which means that 78.5% of these children are educated. 46 girl children are educated in between 5<sup>th</sup> to 10<sup>th</sup> class.

### Parent Wise Analysis

**Parental status of Female children**



- Both alive (80%)
- orphans (4%)
- Semi orphaned (14%)
- Stepparents (2%)

Parents	Number
Both alive (80%)	74
orphans (4%)	4
Semi orphaned (14%)	13
Stepparents (2%)	2



It was observed that most girls were having their both parents alive (80%) and least left their home dueto stepparent (2%).

----- End Of Report -----